

	SANKO GEPP EMERGENCY PLAN		Document Code	SE.P01.PL03
			First Publication Date	06.12.2017
			Revision No	0
			Revision Date	
			Page No	1 / 23

Revision Follow-up Page

Prepared by	Approved by
Environmental Manager OHS Manager	Project Manager

Revision Date	Revision No	Revised Page	Reason for Revision
06.12.2017	0	-	Newly published.



	SANKO GEPP EMERGENCY PLAN		Document Code	SE.P01.PL03
			First Publication Date	06.12.2017
			Revision No	0
			Revision Date	
			Page No	2 / 23

TABLE OF CONTENTS

1.	INTRODUCTION.....	4
	1.1. Purpose and Scope.....	4
	1.2. References.....	4
	1.3. Basic Principle.....	4
	1.4. Review Conditions for Operation Emergency Plan	4
	1.5. Definitions	5
2.	RESPONSIBILITIES	6
	2.1. General	6
	2.2. Duty, Authority and Responsibilities of Emergency Response Team.....	6
3.	EMERGENCY RESPONSE	9
	3.1. Informing the Emergency	10
	3.2. Access to Scene	10
	3.3. Evacuation and Assembly Points	10
	3.4. Fire Extinguishing.....	11
	3.5. Securing-Rescue.....	12
	3.6. Medical Attention.....	13
	3.7. Serious Injuries and Loss of Life	15
	3.8. Landslide - Subsidence of Excavation	15
	3.9. Rescue from Height	16
	3.10. Mass Food Poisoning.....	16
	3.11. Earthquake.....	17
	3.12. Chemical Leakage	18
	3.12.1. Pentane Leakage	19
	3.13. Events (Terror / Protest / Strike, etc.)	19
	3.14. Weather Conditions.....	19
	3.15. Floods	20
	3.16. Emergency Recording and Reporting.....	20
	3.17. Return to Work after Emergency	21





**SANKO GEPP
EMERGENCY PLAN**



Document Code	SE.P01.PL03
First Publication Date	06.12.2017
Revision No	0
Revision Date	
Page No	3 / 23

4. ASSESSMENT OF EFFICIENCY OF OPERATION EMERGENCY PLAN AND ITS SUSTAINABILITY.....	21
4.1. Drills.....	21
4.2. Trainings	22
4.3. Accident-Incident Reporting and Inspection	22
4.4. Emergency Tools and Equipment.....	22
5. APPENDICES	23

	SANKO GEPP EMERGENCY PLAN		Document Code	SE.P01.PL03
			First Publication Date	06.12.2017
			Revision No	0
			Revision Date	
			Page No	4 / 23

1. INTRODUCTION

1.1. *Purpose and Scope*

This plan is the key document that provides information on the emergencies that can be experienced at the Sanko Energy Geothermal Energy Power Plant Enterprise, puts forth the requirements and measures for an effective response and defines the roles and responsibilities during emergency response.

This plan covers the entire operation site of Geothermal Energy Power Plant of Sanko Energy Industry and Trade Inc. located at Yılmaz Quarter of Sıraağaç Location at Parcel No. 1182 in Salihli-Manisa.

1.2. *References*

- Regulation on Protection of Buildings against Fire
- Regulation on Health and Safety Measures to be taken at Workplace Buildings and Built-on
- OHSAS 18001:2008 Article 4.4.7
- Regulation on Audit and Control of Food Safety and Quality

1.3. *Basic Principle*

In Sanko Energy GEPP Enterprise, the principle to provide a safe working environment, to determine the risks that could jeopardize the operation and the personnel beforehand and to take all measures and be prepared for any possible emergency is adopted.



The basic principle is to plan and carry out the preventive actions through risk assessments with the intention to resolve the problem at source before any emergency happens, to be incessantly prepared and cautious by drills, trainings and communication means in a manner that an emergency can be experienced at any time.

1.4. *Review Conditions for Operation Emergency Plan*

The existing plan is revised when permanent modifications are required to be made in one or more items that constitute the Operation Emergency Plan.

The plan is revised under following conditions;

- Noticing deficiencies during drills,

	SANKO GEPP EMERGENCY PLAN		Document Code	SE.P01.PL03
			First Publication Date	06.12.2017
			Revision No	0
			Revision Date	
			Page No	5 / 23

- Amendments in legal regulations,
- Encountering serious accidents or incidents,
- Renewal of risk assessments,
- Changes in used technique, method, material or equipment,
- Excluding the above stated reasons, in cases where revision is required in the existing system due to unpredictable reasons.

Even none of above is experienced; Operation Emergency Plan is reviewed and updated annually.

1.5. **Definitions**

Emergency: States caused by incidents considered as disaster, inattention, negligence, malice and all incidents executed with various reasons. (*Regulation on Protection of Buildings against Fire*)

Emergency Response Teams: Teams to be assigned during emergencies.

Emergency Plan: Plan that set forth how and by whom the response, securing, search and rescue and first aid will be performed during incidents requiring emergency and that should be prepared before emergencies. (*Regulation on Protection of Buildings against Fire*)

Fittings: Building elements in buildings such as sanitation system, electricity wiring, etc.

Adsorbent: Solid substance that withholds the liquid or chemicals by absorbing.



Closest Health Facility: Unless specified otherwise by Occupational Physician and/or Emergency Manager in case of emergency, the closest health facility will be considered as the State Hospital.

Excavation: Excavating the soil, digging.

Material Safety Data Sheet: A document that contains detailed information on the characteristics of the chemical substances and also information on safety measures to be taken as per the characteristics of the chemical at the workplace and on the protection of environment and human health against the adverse impacts of the chemical.

Risk: Loss, injury or other unhealthy consequence to be arisen owing to the danger.

Danger: Potential to give damage or harm that can happen at or outside the workplace and that can affect the personnel or the workplace. (Occupational Health and Safety Law)

	SANKO GEPP EMERGENCY PLAN		Document Code	SE.P01.PL03
			First Publication Date	06.12.2017
			Revision No	0
			Revision Date	
			Page No	6 / 23

Risk Assessment: Studies required to be performed to determine the dangers at or outside the workplace, to grade these dangers through the analysis of the factors that can cause these dangers to turn into risks and risks resulting from the dangers and also to agree on the control measures.

Sabotage-Arson: Setting the property on fire intentionally.

Hot Works: Works that can cause sparks or flames at a degree of temperature that can ignite the combustible and inflammable substances. For example; Grinding, welding and cutting, usage of equipment that can cause open flame, spark at the areas where there is combustible gas and vapour.

Assembly Point: An area where evacuees should assemble in case of emergency, where the personnel will be counted and the instructions will be given.

2. RESPONSIBILITIES

2.1. General



All enterprise personnel are liable for the application of this plan and working in compliance to the plan.

Emergency Response team member should be selected among the personnel, who are familiar with the occupational health safety and emergency issues, obey the rules strictly and assigned by their superiors.

2.2. Duty, Authority and Responsibilities of Emergency Response Team

Operation Manager (Emergency Manager)

- Responsible for the enactment of the plan.
- Provides the supply of the resources requisite for emergency responses.
- Decides whether the local emergency organizations (fire brigade, ambulance, police, civil defence, etc.) will be called.
- Leads the Emergency Response Team until the local emergency organizations (fire brigade, ambulance, police, civil defence, etc.) arrives at the scene and takes the situation in hand.
- Decides whether the site is to be evacuated or the personnel can continue working depending on the information coming from the scene.
- Gathers information on the number of injuries and the scale of the damage and harm on the equipment and assets.
- Ensures that the required information is conveyed to operation engineers.

	SANKO GEPP EMERGENCY PLAN		Document Code	SE.P01.PL03
			First Publication Date	06.12.2017
			Revision No	0
			Revision Date	
			Page No	7 / 23



- Provides communication with Sanko Energy and management of Sanko Holding if required.

Operation OHS Expert (Emergency Deputy Manager)

- Brings Operation Manager (Emergency Manager) up-to-date for him to fulfil his obligations.
- Undertakes the management when Emergency Manager is absent.
- Provides the safety of the region affected by the emergency.
- Carries out research on the emergency after the emergency response is completed and provides suggestions for the required corrective-preventive measures.
- Organizes requisite trainings for the personnel.
- Provides evaluation and suggestions for short and safe access routes to the safe areas from the workplaces for the possible emergencies.

Operation Engineer

- Makes arrangements for safe evacuation of the scene of emergency.
- Provides the security of his area of responsibility.
- Informs the engineers at the collective working area.
- Provides emergency access for all restricted and limited working areas during emergencies.
- Provides the execution of the determined corrective-prevention measures after the emergency response.
- Provides that the personnel receive the required training.
- Ensures that the workers under his/her responsibility gather at the assembly point.
- Counts the personnel at the assembly point and determines the absent personnel, if any, by contacting the Administrative Affairs personnel.
- Takes the requisite measures at his area of responsibility.
- Helps the Emergency Response Team physically with heavy machinery and motor vehicles when necessary.
- Provides the blackout of power at the impacted area.

	SANKO GEPP EMERGENCY PLAN		Document Code	SE.P01.PL03
			First Publication Date	06.12.2017
			Revision No	0
			Revision Date	
			Page No	8 / 23



- Controls the operability of the emergency lighting and fire alarm system.
- Provides the maintenance of the malfunctions in the electricity by authorized person.

Emergency Response Team (Fire Extinguishing, Search-Rescue-Evacuation and First Aid Team)

- The fire extinguishing team will intervene as per the instruction of the team leader if the fire is not severe.
- Helps the Operation OHS Expert - to the possible extent - while keeping the vicinity of the emergency area safe until the local emergency organizations arrives at the scene.
- Supports the securing-rescue studies of the local emergency organizations (fire brigade, ambulance, police, civil defence, etc.) for the personnel and the valuable assets that are in danger.
- Coordinates the personnel at the assembly point. If required, provides their evacuation to a safe place.
- Provides the securing of the personnel and valuable assets after the emergency is taken under control.
- Provides first aid to the injured person to the possible extent until the first aid team, doctor, medical personnel or ambulance arrives.
- Provides the transfer of the stretchers and sanitary transport kit, which are placed at central points at the site, to the scene during emergency.
- Provides the transfer of the injured person to the ambulance after their transport by stretchers or sanitary transport kit.

Administrative Affairs

- Contacts the local emergency organizations (fire brigade, ambulance, police, civil defence, etc.) as per the information provided by the Emergency Manager.
- Organizes the access of the local emergency organizations (fire brigade, ambulance, police, civil defence, etc.) to the scene.
- Ensures that the personnel at the offices arrive at the assembly point, counts the personnel and ascertains that no one stayed at the emergency area.
- Decides if there are any missing personnel according to the number of personnel coming from the site.

	SANKO GEPP EMERGENCY PLAN		Document Code	SE.P01.PL03
			First Publication Date	06.12.2017
			Revision No	0
			Revision Date	
			Page No	9 / 23

- Ensures that the office buildings are completely evacuated during emergency.
- Communicates with the relatives of the affected personnel.

Security Personnel

- Controls the entry-exit gates of the operation site and only allows the entrance of the local emergency vehicles to the operation site.
- Helps the access of the local emergency organizations to the scene.
- Helps the organization of the traffic during emergency.
- Disallow the entrance to the scene except for the Emergency Response Team.

Occupational Physician and Other Medical Personnel



- Helps the Emergency Response Team in lifesaving and first aid to the injured person.
- Gives urgent medical attention to the injured personnel until health organizations arrive.
- Contacts the ambulance or hospital when required and informs Emergency Manager.
- Carries out the requisite controls at dining halls, kitchen and food storehouse in mass food poisonings.

Site Workers

- Arrives at the assembly point and follows the given instructions.
- Keep the access roads to the working areas open for emergencies.

3. EMERGENCY RESPONSE

For the operation site, occupational accident, landslide, subsidence of excavation, fire, explosion, earthquake, storm, flood, mass food poisoning and incidents concerning the public peace (burglary, sabotage, arson, etc.) and all incidents that would cause panic, disorder and tension at the operation site and among personnel, although not predicted herein, are the incidents when the emergency response will be of concern.

	SANKO GEPP EMERGENCY PLAN		Document Code	SE.P01.PL03
			First Publication Date	06.12.2017
			Revision No	0
			Revision Date	
			Page No	10 / 23

3.1. *Informing the Emergency*

In case of emergency, witness to the incident should immediately inform the related department by telephone, wireless or verbally. If telephone is to be used, the telephone number of the Emergency Manager listed in the Emergency Communication Numbers hanged at the entry-exit gates of the site shall be dialled.

In cases when the informing is to be made verbally, the person will run and notify his superior or an authorized person.

The witness should be calm when informing the emergency and the following information should be given explicitly:

- Location,
- Type of incident,
- If an injury is of concern,
- Name of informant.

Together with informing the emergency, Emergency manager will investigate the emergency, set an order of priority according to the situation, and inform the fire brigade, ambulance and public order team and operation engineers.

3.2. *Access to Scene*



No equipment or goods will be left at the vehicle entry-exit roads, on the stairs, pedestrian walkways and the roads will be open at all times so that the Emergency Response Team (Fire Extinguishing, Securing-Rescue and First Aid) can access the scene shortly and safely in case of emergencies.

For the possible blackouts during the emergency, generators with adequate capacity will be reserved. Moreover, emergency access will be provided for all restricted and limited areas where work is going on.

No one except for the Emergency Response Teams will be allowed at the scene.

3.3. *Evacuation and Assembly Points*

In case if evacuation is required during emergency, the decision to evacuate will be informed to the site supervisors (site engineer/architect, technician and foreman) by telephone. After notification, the supervisors will be responsible for announcement of the emergency to the workers that they are in charge of and will direct them to the assembly point.

	SANKO GEPP EMERGENCY PLAN		Document Code	SE.P01.PL03
			First Publication Date	06.12.2017
			Revision No	0
			Revision Date	
			Page No	11 / 23

The works of all teams and equipments will be stopped at the impacted area during emergency.

An assembly point will be designated at the operation site at open space and outside the buildings and easily visible signs will hanged at the assembly point. The personnel will be informed during the work initiation training and in case of any change of assembly point. The assembly point of Sanko Energy GEPP Enterprise is located in front of the infirmary at the rear side of Operation ADM building. In case if a danger is of concern at both assembly points or at the routes towards these points, a safe spot will be selected for waiting.

In case of an emergency, operation engineers of the department and headworkers will count the personnel and ascertain that no one stayed at the emergency area. The evacuation of the Office region is the responsibility of Administrative Affairs Department.

No equipment or goods will be left at the entry-exit roads, passages, on the stairs and pedestrian walkways and the roads will be open at all times so that the personnel can evacuate the area shortly and safely in case of emergencies. Emergency lighting will be placed at the access routes. The site layout plan and pedestrian/vehicle roads will be demonstrated on the central doors.

Attention will be paid for the evacuation of the disabled personnel by his/her department.

3.4. Fire Extinguishing

The fire extinguishing team will respond, extinguish or take the fire under control using the information of the fire extinguishing training taken previously. When the local fire brigade arrives, the team will help the extinguishing works under the command of the local authority when required.

When the fire extinguishing team becomes aware of the fire, the extinguishing works will be commenced if the fire is recently started and if it can be extinguished with the fire extinguishers (or after putting into use, by water extinguisher and hydrant systems) and in cases if the fire is larger, requisite measures will be taken for the fire not to spread and fire brigade will be waited. In the meanwhile, the team members will not endanger themselves or team-mates under no circumstances.

The entire team will be under the command of the local fire brigade team and provide their support when needed. When the fire is put out, the team will support the works to be carried out for loss assessment and for detection of the reason of the fire.

	SANKO GEPP EMERGENCY PLAN		Document Code	SE.P01.PL03
			First Publication Date	06.12.2017
			Revision No	0
			Revision Date	
			Page No	12 / 23

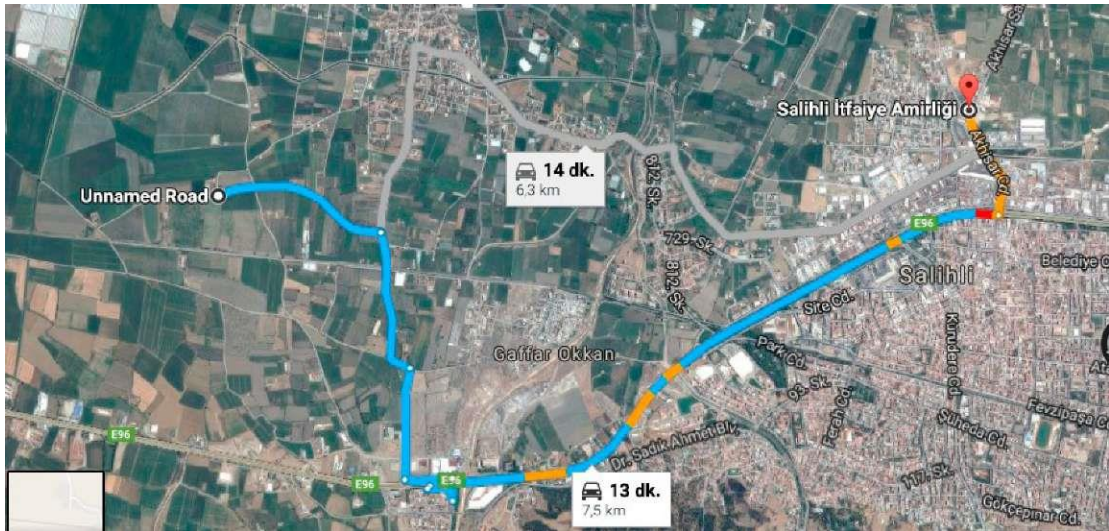
Salihli Fire Brigade that is the closest to the operation site will be contacted and it will be provided that the fire brigade will visit the operation site on a regular basis and be informed about the current state of the operation, the roads and the buildings.

Salihli Fire Brigade Directorate

Address: ATATÜRK MH. AKHİSAR YOLU NO: 4 PK: 45300 SALİHLİ MANİSA

Telephone: 0236 714 11 48

Map View:



3.5. Securing-Rescue

Securing-Rescue team will support the local emergency organizations (fire brigade, civil defence, health facilities, etc.) in case of emergencies such as fire, landslide, subsidence of excavation, flood, earthquake, etc. during the rescue and protection efforts for the personnel and valuable assets that are in danger. The team will be selected beforehand and will be informed on the matter.

The duties of the securing-rescue team are to ensure the evacuation is carried out without panic in case of emergency, to count the personnel after evacuation to detect the place and location of the person to be rescued and to convey the injuries to the first aid team and the goods to the employer after the incident.

	SANKO GEPP EMERGENCY PLAN		Document Code	SE.P01.PL03
			First Publication Date	06.12.2017
			Revision No	0
			Revision Date	
			Page No	13 / 23

3.6. Medical Attention

The first contacted department in emergencies such as sickness-injury is the first aid team. First aid team will arrive to the scene with first aid kit and stretcher. The first aid treatment of the injured person in case of emergencies will be applied by the certified first aid team with requisite training. The first aid personnel will perform the required immediate medical treatments of the injured person and maintain their health condition until the closest health facility arrives at the scene.

In serious injuries, the ambulance service will be notified by phoning 112 and it will be ensured that the injured person will be taken to the closest health facility immediately.

Map View:

Özel Medigüneş Hospital

Address: Zafer Mah., 629. Sk. No: 27, 45300 Salihli/Manisa, Turkey

Telephone: +90 236 712 07 12



Özel Salihli Can Hospital

Address: Avar Caddesi No: 123 Salihli / MANİSA

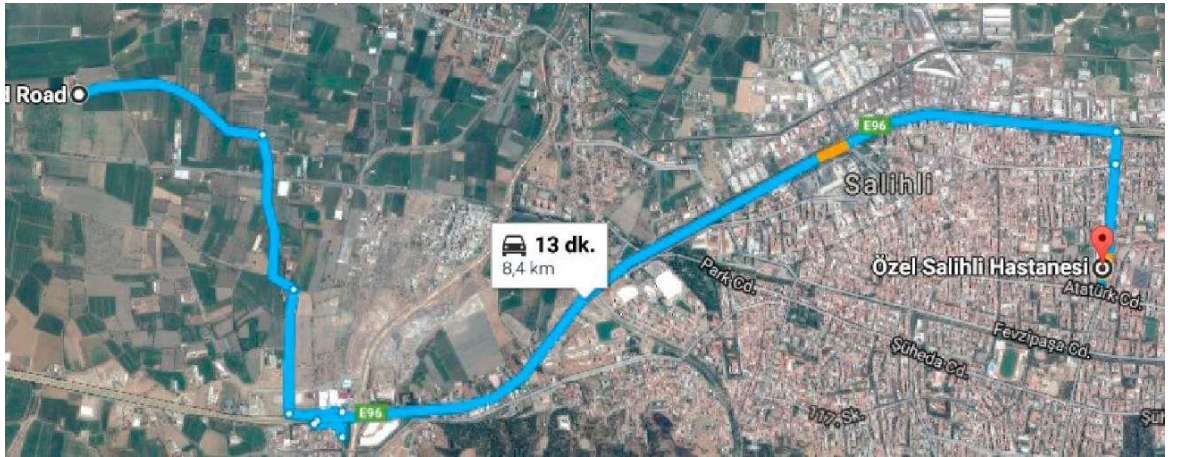
Telephone: 0 (236) 715 40 00 pbx



Özel Salihli Hospital

Address: Cumhuriyet Mahallesi, Menderes Cad. No: 48, 45300 Salihli/Manisa,
Turkey

Telephone: +90 236 713 14 00

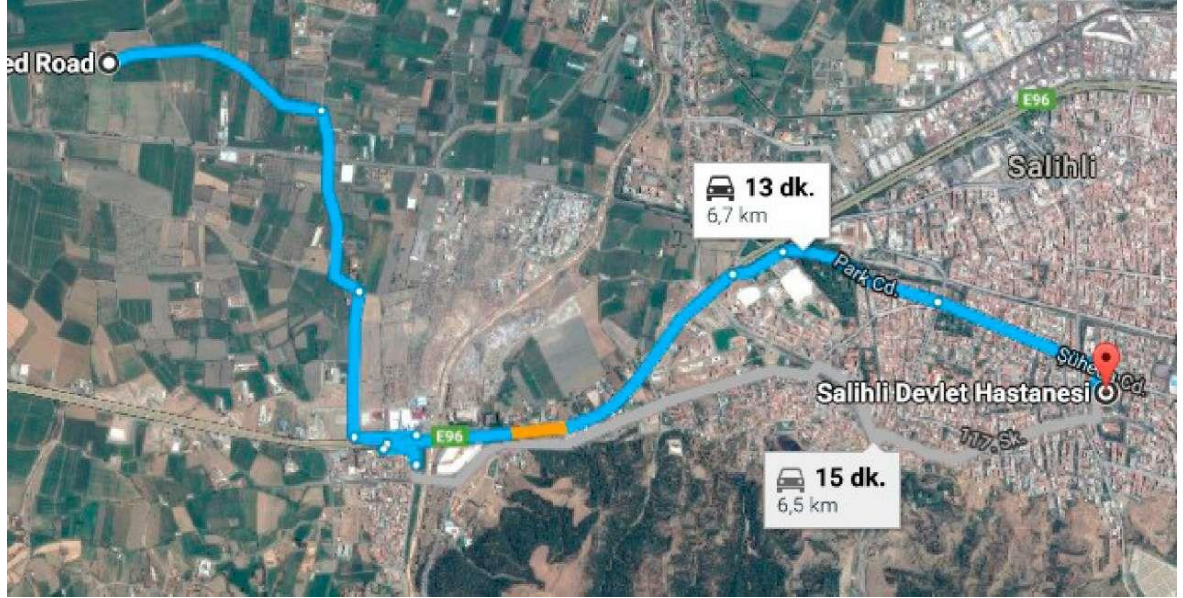


	SANKO GEPP EMERGENCY PLAN		Document Code	SE.P01.PL03
			First Publication Date	06.12.2017
			Revision No	0
			Revision Date	
			Page No	15 / 23

Salihli State Hospital

Address: Sağlık Mahallesi, Şühada Cad., 45310 Merkez/Salihli/Manisa, Turkey

Telephone: +90 236 713 15 00



3.7. **Serious Injuries and Loss of Life**



In case of serious injuries, the immediate response will be performed by the trained and certified personnel, who are competent in first aid. Firstly, the scene will be investigated to secure the entry and the situation will be assessed. Later on, first aid will be applied to the sick or injured person. Unconscious and injured person that fell from heights will not be moved.

In case of loss of life, the scene will be surrounded with safety tape and the access to the scene and the impacted area will not be allowed. Afterwards, the police will be informed. Short, brief and accurate information will be given to the police to help during interrogation and inspections. No predictions will be made. Technical and administrative details will only be explained by Emergency Manager.

3.8. **Landslide - Subsidence of Excavation**

In case if the personnel would be trapped under excavated material during the construction activities, local fire brigade, civil defence directorates and medical facilities will be immediately contacted.

Against the possibility of continuation of the subsidence of the excavation, it is forbidden to the operation personnel to enter the excavation for rescue. The heavy

	SANKO GEPP EMERGENCY PLAN		Document Code	SE.P01.PL03
			First Publication Date	06.12.2017
			Revision No	0
			Revision Date	
			Page No	16 / 23

machinery and equipment at the operation site will not be used for rescue to prevent additional injuries or mortalities.

The securing-rescue team will be under the command of the local emergency organizations when they arrive at the scene and provide support when needed.

3.9. *Rescue from Height*

Rescue from height can be required if the personnel would be trapped at the working platforms, at high working areas, scaffolds or in case of fallings.

If the personnel could be reached with a safe ladder or similar equipment, he/she can be rescued; otherwise, professional teams will be called for the rescue operation. Furthermore, if risk is not of concern for the injured person or the person in shock (excluding the cases when hanging at the safety belt or got stuck on the platform being collapsed), the emergency response will be performed only by the external rescue teams for the prevention of further injuries of the casualty and rescuers.



For similar cases when the operation site means are inadequate, fire brigade will be contacted for the rescue operation. The place and height where the personnel are trapped will be explicitly uttered when informing the rescue team so that the team will provide the proper rescue teams and equipment.

3.10. *Mass Food Poisoning*

Mass food poisoning can be experienced at institutional catering places such as the personnel dining halls and the commissary stores at the social facilities. The symptoms of the poisoning can emerge in the following 2-4 hours after food consumption or in 8-12 hours.

In case of food poisoning, Administrative Affairs, Occupational Physician and Kitchen/Dining Hall personnel will carry out the requisite controls at dining halls, kitchen and food storehouse:

- How many people are poisoned? To which case it resembles clinically? Which are the suspected food and for what?
- What are the menus covering all four meals given to the personnel before the food poisoning?
- Which foods can lead to poisoning?
- When was the purchase date of the suspicious food and when were they used for cooking?

	SANKO GEPP EMERGENCY PLAN		Document Code	SE.P01.PL03
			First Publication Date	06.12.2017
			Revision No	0
			Revision Date	
			Page No	17 / 23

- Where and at which temperature was the food stored before consumption?
- At which temperature and how long was the food waited?
- If the suspicious food is a meat product, was it defrosted in proper conditions?
- Are there any leftovers from the suspicious food?
- If any food product was thrown away or considered suspicious recently?

After the initial inspection, the samples from the past four meals will be sent to the laboratory for analysis and the results of the analysis will be presented to the Emergency Manager.



After the poisoning is taken under control, an incident assessment report will be prepared and the measures required to be taken for the incident not to happen again will be determined.

3.11. Earthquake

Instant earthquakes that can happen without any warning can give serious damage to the buildings that are still being constructed or the completed ones, heavy machinery and the structures at the operation site, public services and the communication and they can lead to landslides and fires.

Requisite measures should be taken at the operation site to minimize the earthquake related risks:

- The lockers and similar furniture that can fall over at the operation facilities (offices, dining halls, storehouses, WCs, etc.) should be fixed to each other and to the wall or floor. Lower furniture should be preferred instead of furniture reaching the ceiling.
- The lighting armature, air conditioners, ceiling and others that are hanged to the ceiling and the walls temporarily should be fixed in a way that they can sustain their weight.
- Heavy goods should not be placed at high places at the operation facilities (offices, dining halls, storehouses, WCs, etc.). Anti-slip ground covers should be placed to prevent the slip and falling of the goods and materials if it is unavoidable to place.
- The objects that can fall or leak should not be placed to the corners of the floor slabs, shafts and spaces at the work area. Huge and heavy equipment should be fixed to the floor or wall.
- Earthquake related risks should be considered during installation of critical systems (electricity, pressure pipes and tanks, fire and cooling water systems,

	SANKO GEPP EMERGENCY PLAN		Document Code	SE.P01.PL03
			First Publication Date	06.12.2017
			Revision No	0
			Revision Date	
			Page No	18 / 23

hydraulic lines, etc.) and the communication network that can cause emergencies indirectly.

The response operation will be started after the earthquake and Emergency Manager will decide on whether an evacuation is required or not. If evacuation is required, the alarm will be raised or all personnel will be notified by a megaphone and the personnel will gather at the points that are designated earlier. After the counting that will be performed on department basis and the evacuation of the personnel, the damage at the operation will be determined and maintenance works will be performed within the bounds of possibility.

Before the commissioning of the activities at the operation site, the equipment such as scaffolds, working platforms, cranes, etc. and all facilities including the entire working area will be inspected. After the inspection, the decision of the Emergency Manager will be awaited.



3.12. Chemical Leakage

The following tools and equipment will be kept available to respond the leakage of the oil, grease, liquid chemical, etc. at the operation site:

- Personal protective equipment such as gloves, respirator, work shoes and protective clothing against chemicals,
- Barriers or sand bags to prevent the spread of the leakage,
- Fine saw dust, sand, absorbing pillows or other absorbing material to remove the leaking chemical,
- Pump to remove vast amount of leaking substance inside ditches or pits.

The methods of response to the chemical leakage vary depending on the structure and amount of the leaking substance. Therefore, the type (solvents, gasoline and similar combustible/flammable, abrasive, toxic, explosive chemicals that are stored collectively) and amount of chemicals at the construction site will be determined. Material Safety Data Sheet (Safety Data Sheet - SDS) and labels will be used when determining the dangers/risks of each chemical.

In case of leakage, the impacted area will be isolated and no one except for the response team using the proper personnel protective equipment will be allowed to enter. Depending on the leaking substance, the control of the spillage will be carried out by cutting-off the valves, lowering of the pressure of the tanks, transfer of the product, repair or plugging the source of leakage or absorbing the leaking substance, usage of absorbing materials for removal.

	SANKO GEPP EMERGENCY PLAN		Document Code	SE.P01.PL03
			First Publication Date	06.12.2017
			Revision No	0
			Revision Date	
			Page No	19 / 23

In case of chemical leakage, the Emergency Manager will decide on the need for providing emergency response from the external organizations (fire brigade, provincial directorates of Ministry of Forest and Water Management and the Ministry of environment and Urbanization, etc.) depending on the character, volume of the leaking substance, to where the substance leaked (for example, floor, soil or drains) and the magnitude of the impact.

3.12.1. Pentane Leakage

The leakage will be cut at its source. The spread of the leakage will be prevented. Its vapour /aerosols will not be inhaled. Ignition sources will be removed. Its entry to the sewage system will be prevented. Water spray will be used to decrease the explosive vapour. The chemical will be removed by liquid absorbing substance (for example, Chemizorb) and will be sent for disposal. The impacted area will be cleaned. If the leakage is indoors, supply-air mask will be used. Support will be sought from local fire brigade.

3.13. Events (*Terror / Protest / Strike, etc.*)

Anarchy events such as bomb threats, sabotage-arson, burglary and strike happen without forewarning and seriously threaten the safety of the workers.



In case of any security threat such as an anarchic problem or attack, the local police/gendarme will be immediately notified. Handling of the violent personnel will not be undertaken by anybody including the security guards until the police/gendarme arrives.

The following steps will be followed in case of any treat phones to the enterprise:

- The person answering the telephone should remain calm and get as much information as possible.
- The collected information should be written down.
- After a threat and annoying telephone, the person who answers the phone will immediately notify the Emergency Manager. This conversation should not be shared with anyone unless instructed by the Emergency Manager.
- Emergency Manager should contact the police/gendarme.

3.14. Weather Conditions

Emergencies that can affect the operation depending on the weather conditions are hurricane or typhoon, tornado or severe storms.

	SANKO GEPP EMERGENCY PLAN		Document Code	SE.P01.PL03
			First Publication Date	06.12.2017
			Revision No	0
			Revision Date	
			Page No	20 / 23

The auditory, printed and mass media should be followed for the warnings against hurricane, typhoon or tornado risks at the region of the enterprise and local weather station (meteorological) should be kept in touch. All personnel should be notified in line with the warning. In case of evacuation decision, the operation personnel should leave the working areas and go to a safe area.

Emergency Manager will determine the safe areas of the operation, preferably under original ground level. These areas will be small rooms or corridors at the ground floor away from the gates and windows and the rooms with brick or concrete walls and ground. Conference rooms, cafeterias or large rooms with flat wide ceilings and light modular offices and modular houses are not considered as safe.

After emergency, damage will be determined and requisite repairs will be performed.

3.15. Floods

The floods that are among the common natural disasters can be experienced after the sudden melt down of snow, torrents and severe storms. Although the flood risk is low given that the operation site is at a distance from the water sources, rivers or dams and located at high ground, the auditory, printed and mass media should be followed for the warnings against flood at the region of the enterprise.

The water drainage system will be considered while establishing the operation and structural alterations, the expensive systems and equipment will not be placed at lower elevations.

The personnel working at or under the original ground level during flood will go to higher floors or higher grounds using the emergency evacuation roads. After receding of the water level, damage assessment of the corporate assets will be carried out.



The excavations that are exposed to the flood are rather unstable. Therefore, the ground conditions will be inspected before working at an excavation and the work will start afterwards.

3.16. Emergency Recording and Reporting

The operations related with the emergency will be verbally reported to the Emergency Manager and Operation OHS Expert.

After the emergency is gotten under control and obviated in the consequence of the operations, Operation OHS Expert and Emergency Manager will arrive at the scene and detect and put the following in written record:

- Place of emergency,

	SANKO GEPP EMERGENCY PLAN		Document Code	SE.P01.PL03
			First Publication Date	06.12.2017
			Revision No	0
			Revision Date	
			Page No	21 / 23

- Date, hour and duration of emergency,
- Description of the emergency,
- Impact of the emergency (damage on personnel and tangible asset),
- Measures to be taken and operations to be performed to continue the work,
- Responsible of the measures and operations.

3.17. Return to Work after Emergency

Operation OHS Expert will inspect in-situ whether the determined operations are performed and measures are taken before return to and start of work.

After the verification by the Operation OHS Expert that the defined operations and measures are completely fulfilled, return to work will be allowed by the decision of Operation Manager.

After the start of work, Operation OHS Expert will keep a close watch on the related activity area according to the significance and severity of the detected emergency and verify the effectiveness and adequacy of the defined preventive measures.



4. ASSESSMENT OF EFFICIENCY OF OPERATION EMERGENCY PLAN AND ITS SUSTAINABILITY

4.1. Drills

Drills will be conducted every 6 months to rate the efficiency of the Operation Emergency Plan. The duties and responsibilities will be reminded to the persons before the drills. The drills will be conducted without notice and the response times will be monitored and recorded.

If the Operation Emergency Plan could be followed effectively during the drill, the plan will be revised. After the drill,

- Trainings will be organized to resolve the faults in the behaviours of the persons,
- Inconveniences, if any, will be corrected via requisite instructions,
- Plan will be revised considering the suggestions of the Operation OHS Expert if any deficiency is of concern.

	SANKO GEPP EMERGENCY PLAN		Document Code	SE.P01.PL03
			First Publication Date	06.12.2017
			Revision No	0
			Revision Date	
			Page No	22 / 23

4.2. Trainings

After organizing the emergency response team, they will be trained about the content of the Operation Emergency Plan and the responsibilities will be explained to the team members in case of emergencies. The team will get refresher trainings every six months in all cases.

Training label will be given to the emergency response team after the training for them to place on their helmets.

4.3. Accident-Incident Reporting and Inspection

All encountered emergencies will be recorded and reported.

After any accident or incident is experienced and gotten under control, accident-incident inspection process will be started. The reasons for every reported incident will be investigated and the corrective and preventive actions will be started to eliminate the detected reasons.

The statistics and risk assessments from the accident-incident reporting will be used to develop a proactive approach.

4.4. Emergency Tools and Equipment

Fire

- The controls of the fire extinguishing equipment (fire extinguishers, hydrant system, etc.) will be performed monthly and the results of the control will be recorded.
- Fire extinguishers will be placed at every location where hot works are being performed and also fire panels will be placed at the central locations of the operation site. The tools on the fire panel will not be used for other purposes.
- Fire extinguishers will be found at the heavy machineries and they will be checked monthly.

First Aid

- The control of the first aid kits at the offices and on site and the stretchers at the infirmary will be carried out regularly by OHS personnel and support members, they will be easily accessible and signs showing their locations will be placed.

	SANKO GEPP EMERGENCY PLAN		Document Code	SE.P01.PL03
			First Publication Date	06.12.2017
			Revision No	0
			Revision Date	
			Page No	23 / 23

5. APPENDICES

Appendix.1 List of Emergency Team

Appendix.2 Information on Emergency Communication

Appendix.3 Emergency Layout Plan



SANKO ENERGY GEPP
Visitor Security Card

Date: 19.12.2017
Rev: 0
No:

Dear Visitor, welcome to Sanko Energy Geothermal Energy Power Plant ...

The approach of SANKO Energy to Occupational Health and Safety follows the philosophy "Best Method is the Safe Method".

Our target is zero occupational-work accident. We believe that all accidents are preventable.



Established Capacity	15 MW
Annual energy Generation	110 Million kWh
Start Date of Project Construction	April 2017
Date of Commissioning	October 2017

- The visitors cannot enter the process site before participating the operation orientation training.
- It is forbidden to work for the persons coming to the power plant for visit.
- It is forbidden for the persons under the influence of alcohol and drugs to enter the operation site.
- It is forbidden to enter the operation site with a gun. The visitors in possession of a gun should leave their gun security department.
- The visitor shall be accompanied with a person from the occupational safety expert and responsible team from the visited department throughout the entire time at the power plant. Please proceed in line with the information given by the companion.



SANKO ENERGY GEPP
Visitor Security Card

Date: 19.12.2017
Rev: 0
No:

- The visitors should use the following personnel protective equipment at all times at the process area of the power plant.



- Helmet: EN 397
- Protective Glasses: EN 166
- Earphones: EN 352
- Isolated Work Shoes: EN 345
- High visibility vest

- Moreover, additional personnel protective equipment can be asked to be used depending on the section visited at the process area of the power plant or on the ongoing activity.
- Special permit and equipment are required to enter the switchyard, turbine floors, tunnels and OG Panel Rooms at the operation area.
- Be cautious against the moved, transported, stored goods during your visit. Do not pass under, beside the goods or possible damage zones of falling.
- Do not stand at the route and working zone of the moving lifting, hauling, loading, unloading vehicles (forklift, truck, etc.) at the operation site.
- Follow the safety instructions taken against the use and storage of the chemical substances at the operation site. Avoid intentional or unintentional contact with the chemicals. Immediately get in touch with the authorized personnel in case of any contact with any substance. Proceed in line with the Material Safety Data Sheets.
- A siren will sound in case of emergency and all visitors shall gather at the Assembly Point and shall proceed according to the instructions of the responsible at that point. The assembly point at the power plant is **IN FRONT OF INFIRMARY OF ADM BUILDING.**



SANKO ENERGY GEPP
Visitor Security Card

Date: 19.12.2017
Rev: 0
No:

- In case of any accident to which you are involved or witnessed or in case if you witness any situation or behaviour that is against the Occupational Health and Safety during your visit at the power plant, please do inform the Operation Occupational Safety Expert.
- Pay regard to all warning signs at the operation site and follow the rules.



High Voltage



Head Bump Danger



Pressure Vessels



No Trespassing



Rotating Parts



Danger of Falling



Explosive Environment



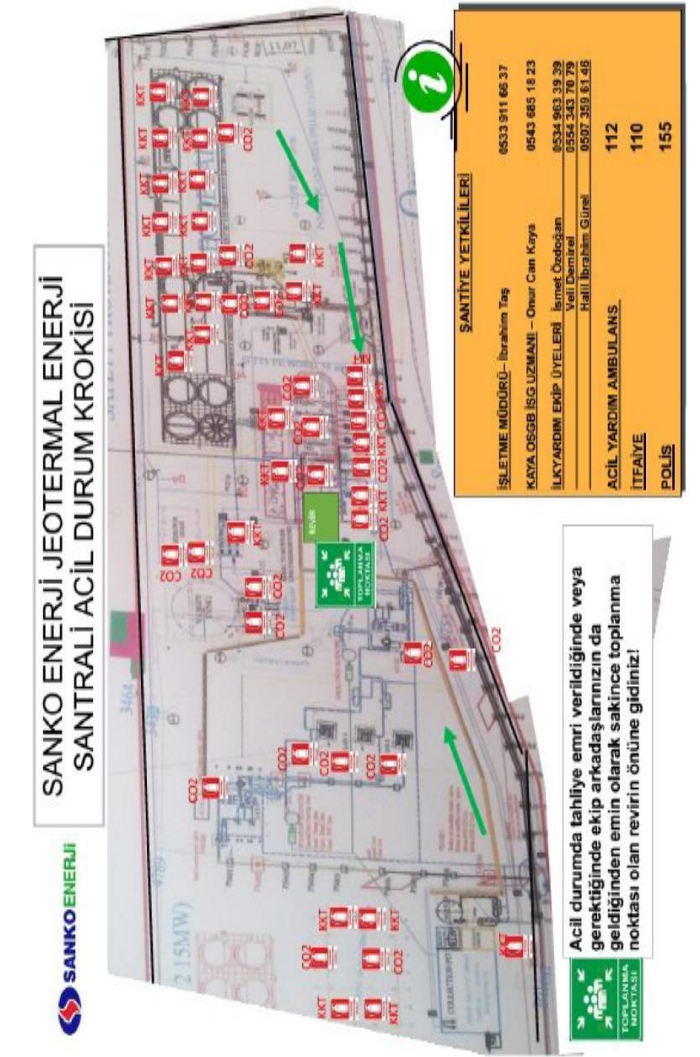
No Smoking

- Do not smoke at the operation site except for the points designated for smoking.
- The speed limit at the operation site is 20 km/h. Follow the traffic rules at the operation site.



SANKO ENERGY GEPP
Visitor Security Card

Date: 19.12.2017
Rev: 0
No:



SANKO ENERJİ JEOTERMAL ENERJİ
SANTRALI ACİL DURUM KROKİSİ



Name/Surname:

Company:

Visit Date:

Signature: